

3SUN B60 LE

610-640 W

with **module efficiency > 21.6%**
and **90% bifaciality**.



Utility
Scale



Commercial
& Industrial



Assembled in Europe.

Modules designed and manufactured exclusively in Italy.



Superior energy yield.

Heterojunction technology for enhanced energy yield.



Great customer value.

Engineered for reduced BOP costs in a variety of applications.



Long-term reliability.

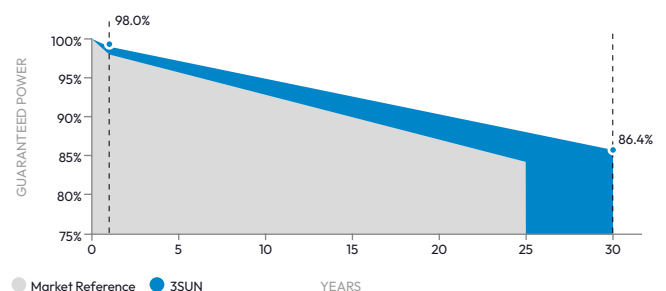
High quality glass-glass product with strong mechanical performances.

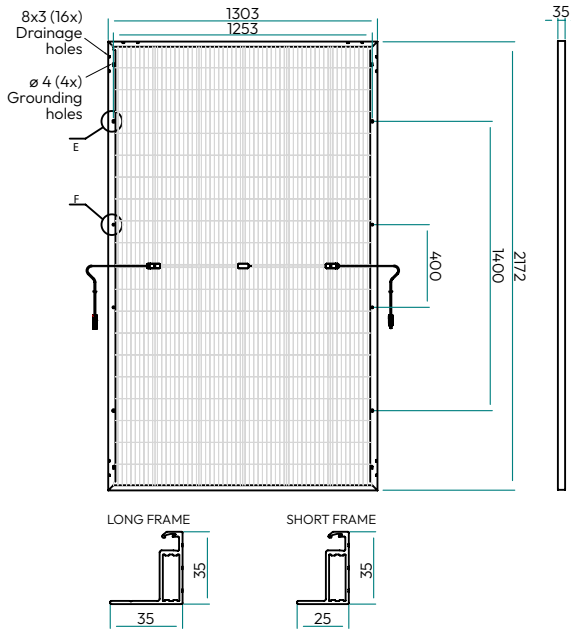


WARRANTY

- Dedicated aftersales
- Product Warranty **15 years**
- Performance Warranty **30 years**
(2% first year, then 0.40% per year)

LINEAR PERFORMANCE WARRANTY





MECHANICAL CHARACTERISTICS

Cell Type	Mono-crystalline, n-type Si HJT, G12 (210mm x 210mm) Cells manufactured outside the European Union.
Number of cells	120 ½ cells (6 x 10) x 2
Dimensions	2172 x 1303 x 35 mm
Weight	36 kg
Frame	Anodized aluminium
Front Cover	2.0 mm textured glass, AR coated, low iron, semi-tempered
Back Cover	2.0 mm textured glass, semi-tempered
Junction Box	IP68, 1500VDC, 3 bypass diodes
Output Cable	4 mm ² , (+): 1200mm, (-): 1200mm
Type of Connector	QC4.10PLUS (MC4 alternative)
Maximum static test loading*	Front: 3600 Pa (test load 5400 Pa) Rear: 1600 Pa (test load 2400 Pa)
Module Fire Performance	UL 790 - Class C UNI 9177 - Class 1

*Under certain mounting configurations, refer to the installation and maintenance manual for details.

PACKAGING

Pallet dimensions (L x W x H) Bi-pack: 2205 x 1373 x 2501 mm Top: 2205 x 1373 x 1070 mm Bottom: 2205 x 1373 x 1431 mm	Pallet weight Bi-pack: 2273 kg Top: 944 kg Bottom: 1329 kg	Packing Configuration Bi-pack: 63 pcs Top: 26 pcs Bottom: 37 pcs	Modules per Container (40'HQ) 504 pcs (8 Bi-packs)
---	--	--	--

TEMPERATURE RATINGS

Nominal Module Operating Temperature	°C	44 ± 2
P_{max} Temperature Coefficient	%/°C	-0.26
I_{sc} Temperature Coefficient	%/°C	0.055
V_{oc} Temperature Coefficient	%/°C	-0.27

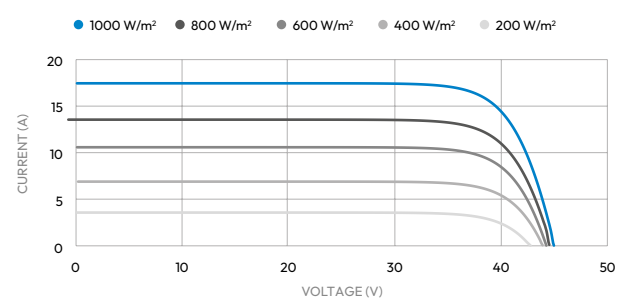
MAXIMUM RATINGS

Operating Temperature	°C	-40~+70
Maximum System Voltage	V	1500
Maximum Series Fuse	A	35

BIFACIAL PERFORMANCES

Maximum power bifaciality coefficient	90 % ± 10%
I_{sc} bifaciality coefficient	90 % ± 10%
V_{oc} bifaciality coefficient	100 % ± 5%

CURRENT - VOLTAGE CURVES - 3SHBGH-CC-610-640



ELECTRICAL CHARACTERISTICS

	UNIT	3SHBGH-CC-610		3SHBGH-CC-615		3SHBGH-CC-620		3SHBGH-CC-625		3SHBGH-CC-630		3SHBGH-CC-635		3SHBGH-CC-640	
		STC	BNPI	STC	BNPI	STC	BNPI	STC	BNPI	STC	BNPI	STC	BNPI	STC	BNPI
P_{max} - Power at Mpp	W	610	684	615	690	620	695	625	701	630	707	635	712	640	718
V_{mp} - Voltage at Mpp	V	37.72	37.86	37.92	38.06	38.12	38.25	38.32	38.45	38.52	38.64	38.72	38.84	38.91	39.03
I_{mp} - Current at Mpp	A	16.16	18.07	16.21	18.12	16.26	18.18	16.31	18.23	16.36	18.29	16.41	18.34	16.46	18.40
V_{oc} - Open Circuit Voltage	V	45.38	45.60	45.44	45.65	45.49	45.70	45.55	45.75	45.60	45.80	45.65	45.85	45.70	45.90
I_{sc} - Short Circuit Current	A	17.32	19.39	17.36	19.45	17.40	19.50	17.44	19.56	17.48	19.61	17.52	19.67	17.56	19.72
Module efficiency	%	21.6	24.2	21.7	24.4	21.9	24.6	22.1	24.8	22.3	25.0	22.4	25.2	22.6	25.4

Electrical characteristics measured under:

Power tolerance ± 3%
 Power tolerance Pmax: -0+5 W
 STC = AM 1.5, 1000 W/m², Cells Temperature 25°C
 BNPI = Bifacial NamePlate Irradiance according to IEC 61215:2021

